

Velocity CAD Designs Welcome Package



VELOCITY
CAD DESIGNS-LLC

DESIGNING WITH SPEED & ACCURACY



832-707-6168

John 11:25-26

Velocitycad.com

Sales@velocitycad.com



Velocity Cad Designs Roster



Henry Munoz Jr / President - APS - CEO

Phone: 713.539.9749

Email: Hmunoz@velocitycad.com



General Manger/ NICET II

Phone: 832.702.6087

Email: Brandon@velocitycad.com



Eli Gonzales/ Accounting AP/AR

Phone: 832.712.2034

Email: Egonzales@velocitycad.com



Marissa Gonzalez/ Director of Administration

Phone: 832.707.6168

Email: Projects@velocitycad.com



Samantha Wenzel/ Admin & Operation Manager

Phone: 832.622.0165

Email: Admin@velocitycad.com

I've invited you to fill out a form:

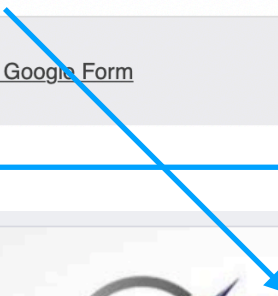
Velocity CAD Designs

"Your Design Solution"



[\(Link to Our Projects Design Form\)](#)

[Create your own Google Form](#)



Section 1 of 3

Fire Alarm Design Form

"Your Design Solution"

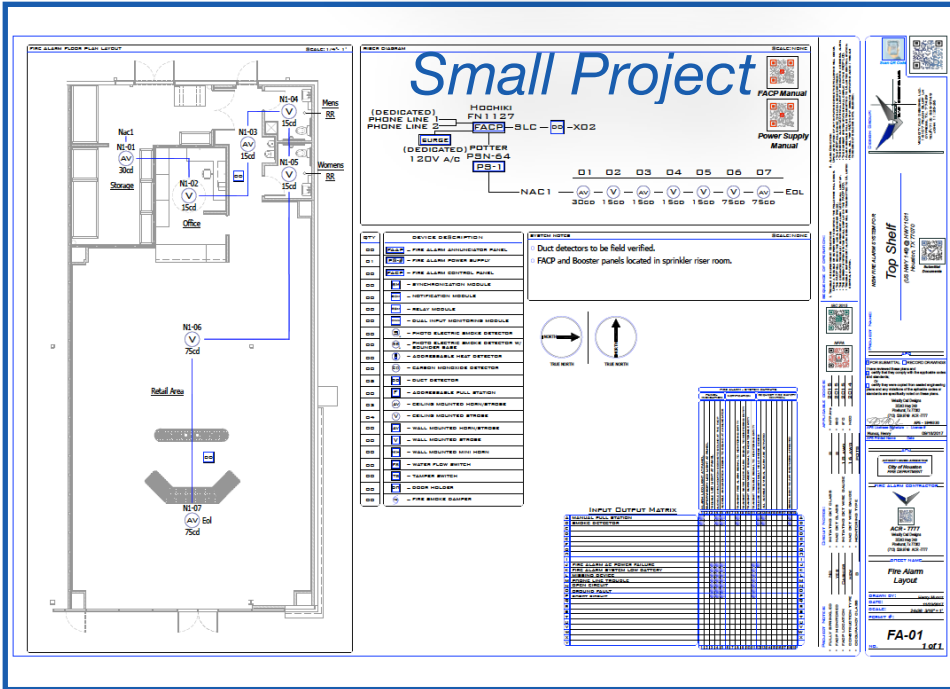
Email *

Valid email

This form is collecting emails. [Change settings](#)

Velocity Fast Track Design Form





- ## Design Packages Include
- Device Layout
 - NAC Wiring
 - Point To Point Wiring
 - Battery/ Voltage Drop Calculations
 - Data Sheets



Small Design: \$375.00 - 5 Business Days

(1) Panel (1) Floor, (01-20) Devices: Combination of Initiating and Notification



Mid Size Design: \$500.00 - 5 Business Days

(2) Panels (1) Floor, (21-40) Devices: Combination of Initiating and Notification



Large Design: \$675.00 - 7 Business Days

(3) Panels (1) Floor, (41-60) Devices: Combination of Initiating and Notification



X Large Design: \$800.00 - 10 Business Days

(4) Panels (1) Floor, (61-75) Devices: Combination of Initiating and Notification



Panel Replacement Designs: \$250.00 per page - 3 Business Days

One for one swap out of FACP

Additional Floors: \$125 per floor

Expedite: 15% of Total Project Design (Over 75 Devices)

Minimum \$125

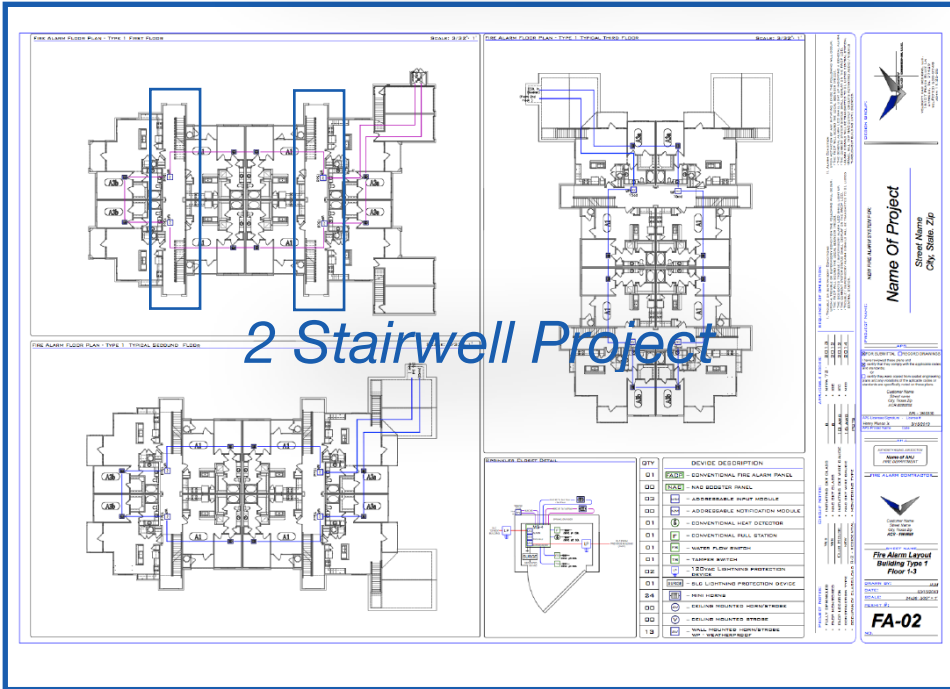
Cad Conversion: \$125 per hour

When Cad Files are not provided we can convert plans to Cad Format

Shipping: \$30

For projects that need to be shipped.

APS Stamp: \$125



Design Packages Include

- Device Layout
- NAC Wiring
- Point To Point Wiring
- Battery/ Voltage Drop Calculations
- Data Sheets



Standard \$550.00 Per Bldg Type

(3) Story Garden Style per Building Type (2 stairwells)
- Additional Floors \$150 per floor



Large \$625.00 Per Bldg Type

(3) Story Garden Style per Building Type (3 stairwells)
- Additional Floors \$150 per floor



X Large \$700.00 Per Bldg Type

(3) Story Garden Style per Building Type (4 stairwells)
- Additional Floors \$150 per floor



Small Clubhouse \$300.00 Large Clubhouse \$425.00

For Design of Apartment Club House fire alarm system

Additions: Voice System (+10%) ,Corridor Coverage (+\$30) ,Living Room Coverage (+\$80) - [Additional Items are Per Building Type]

Expedite: 15% of Total Project Design (Over 75 Devices)

Minimum \$125

Cad Conversion: \$125 per hour

When Cad Files are not provided we can convert plans to Cad Format.

Shipping: \$30

For projects that need to be shipped.

APS Stamp: \$125



Name of Project
 Street Name
 City State Zip

FA-01 - Cover Sheet
 FA-02 - First Floor
 FA-03 - Second Floor
 FA-04 - Third Floor
 FA-05 - Riser Diagram

QTY	DEVICE DESCRIPTION
01	FACP - FIRE ALARM CONTROL PANEL
02	FPS - FIRE ALARM POWER SUPPLY
01	FAPB - FIRE ALARM ANNUNCIATOR PANEL
02	ESD - 120V SURGE PROTECTOR
QTY	INITIATING DEVICE DESCRIPTION
04	PS - PHOTO ELECTRIC SMOKE DETECTOR
12	HS - HEAT DETECTOR
07	HT - HEAT DETECTOR
00	WT - WATER FLOW SWITCH
02	TS - TAMPER SWITCH
02	CS - CARBON MONOXIDE DETECTOR
UV	UD - ULTRAVIOLET DETECTOR
02	AI - ADDRESSABLE INPUT MODULE
09	NI - NOTIFICATION MODULE
04	RM - RELAY MODULE
02	DI - DUAL INTR. MONITORING MODULE
QTY	NOTIFICATION DEVICE DESCRIPTION
00	EH - CEILING MOUNTED HORN/STROBE
00	WH - WALL MOUNTED HORN/STROBE
26	WH - WALL MOUNTED HORN/STROBE
32	WH - WALL MOUNTED STROBE
02	WH - WALL MOUNTED STROBE 177CD
12	OH - O DOR HOLDER
00	PS - PHOTO ELECTRIC SMOKE DETECTOR W/ HOUSING BASE - LOW FREQUENCY

2 Stairwell Project

Cover Sheet
 FA-01
 1 of 5

Design Packages Include

- Device Layout
- NAC Wiring
- Point To Point Wiring
- Battery/ Voltage Drop Calculations
- Data Sheets



Hotel: \$700.00 Per Floor - 3-7 Business Days

(2) Stairwells panels with Low Frequency Horns, Horn/Strobes, Strobe coverage.



Motel: \$425.00 Per Floor - 2-5 Business Days

(2) Stairwells with Low Frequency Horns, Horn/Strobes, Strobe coverage.

Expedite: 15% of Total Project Design (Over 75 Devices)

Minimum \$125

Cad Conversion: \$125 per hour

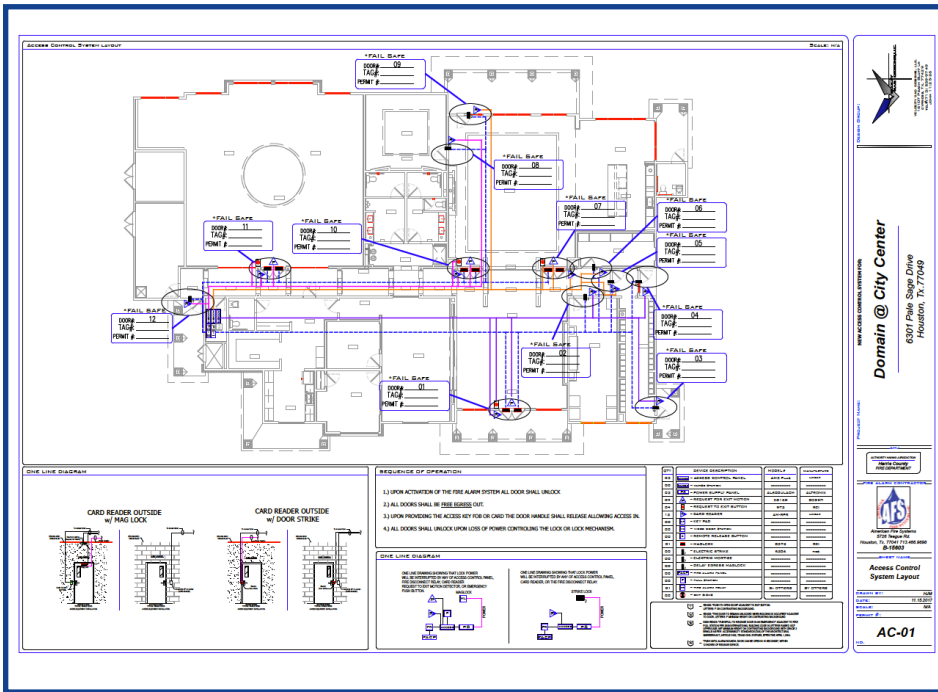
When Cad Files are not provided we can convert plans to Cad Format.

Shipping: \$30

For projects that need to be shipped.

Voice Evacuation: (+10% of Project)

APS Stamp: \$125



Packages Include

- Device Layout
- Point To Point Wiring
- Quantity Counts
- Data Sheets
- One line Diagram
- Sequence of operations

Payment Due upon Invoice
Check or CC

Access Control Design

1 Floor up to 5 Doors
- Additional doors \$20.00 a door



Access Control Panels

Quantity of Access Control Panels

\$15

Access Control Floors

Access Control Floors

\$125 per floor

\$525



Cad Conversion

Convert prints to CAD “.DWG” format

\$125 per hour

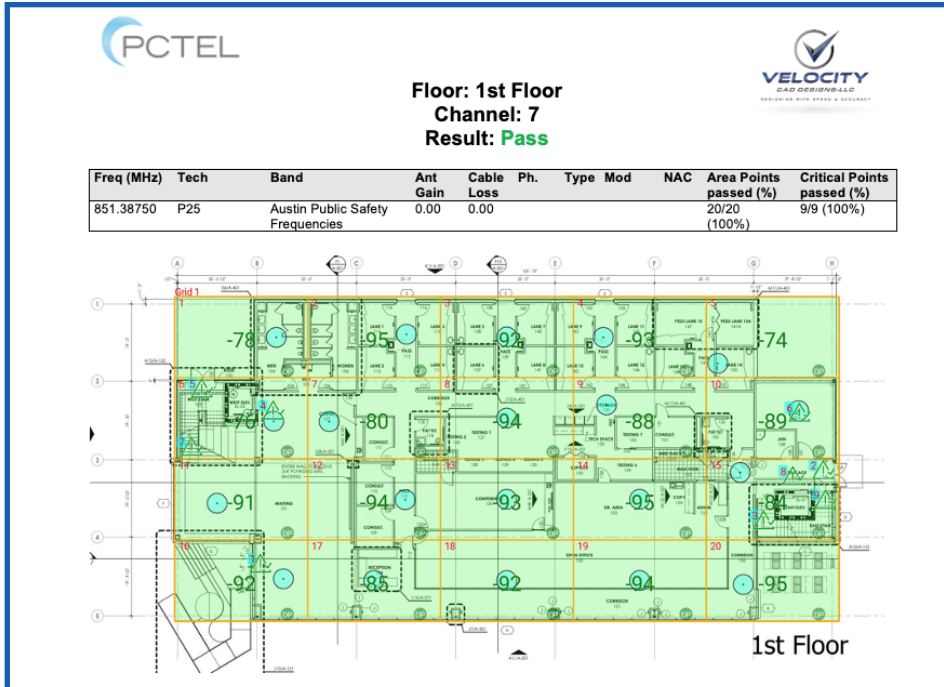
AHJ Submittal

Submit fire alarm plans online

\$100

10-15% Savings

BDA Site Survey Pricing Full Test



BDA Survey

- Certified Pass /Fail BDA Report
- Map of Frequency Reading for Each floor
- List of all Frequencies Tested



Small Survey: \$950 : 1,000 - 15,000 SqFt

Additional Floors : \$250 Per Floor



Midsized Survey: \$1500.00 : 15,001 - 50,000 SqFt (Per Building)

Additional Floors : \$250 Per Floor



Large Survey: \$2000.00 : 50,001 - 80,000 SqFt (Per Building)

Additional Floors : \$250 Per Floor



XL Large & High Rise Survey: \$2500.00 : 80K - 90K SqFt (Per Bldg)

Additional Floors : \$500 Per Floor



For Projects Larger Than 90K ft.²

Please contact us at BDAsurvey@velocitycad.com for a quote

Locations Outside of Houston: \$250.00 Trip Charge

Survey Request Form

Please Contact Us For More Information

Henry Munoz Jr. or Eli Gonzales

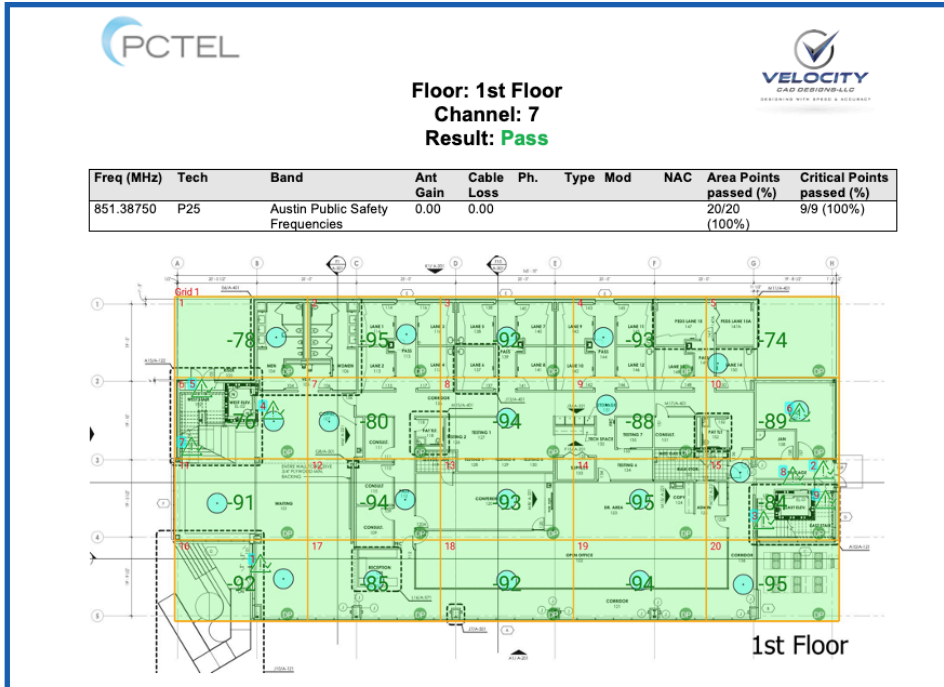
BDAsurvey@velocitycad.com

(713) 539-9749 or (832) 712-2034



Pricing for Signal Strength Pre-Test

(This report is for End User only not to be submitted to AHJ)



BDA Pre-Test

- Map of Critical Area Frequency Reading for Each floor
- List of all Frequencies Tested
- Report of signal strength
- Not Pass Fail Report

- ✓ **Small Pre-Test: \$500 : 1,000 - 15,000 SqFt**
Each Additional Floor: \$75
- ✓ **Midsize Pre-Test: \$750.00 : 15,001 - 50,000 SqFt (Per Building)**
Each Additional Floor: \$75
- ✓ **Large Pre-Test: \$1000.00 : 50,001 - 80,000 SqFt (Per Building)**
Each Additional Floor: \$75
- ✓ **XL Large & High Rise Pre-Test: \$2000.00 : 80K - 90K (Per Bldg)**
Each Additional Floor: \$75
- ✓ **For Projects Larger Than 100K ft.²**
Please contact us at BDAsurvey@velocitycad.com for a quote

Locations Outside of Houston: \$450 Trip Charge

Please Contact Us For More Information

Henry Munoz Jr. or Eli Gonzales

BDAsurvey@velocitycad.com

(713) 539-9749 or (832) 712-2034

Survey Request Form





Velocity Cad Designs Terms and Conditions

To provide you and all of our customers with the best service. We have created a few Terms & Conditions. These are necessary in order to give us the best chance at meeting all deadlines and expectations. We know that all of your project are important and in this industry the time lines are tight. We hope that the information below will allow us to avoid delays and miscommunication.

Required Documents

Velocity Design Form - We have created one digital form that ask you for the necessary information, that we will need to complete your project. For example Name of project, Address of the project, who to contact for information, What AHJ will the project will be submitted to, Scope of work, the date that you will be expecting your project, etc.

This form is required to be filled out for all project. NO work will begin until this document is submitted. This Document is to insure that your design is designed properly as your sales team quoted it and to avoid costly rework.

Fills Related To The Project - To insure that each design is done accurately. Our team will also need documents to be submitted for each project. Some files may be AHJ specific.

Harris County's APPROVED Fire Code Review Sheet: This document must be submitted with all Harris County projects. If it is not Velocity relinquishes all responsibility for rejections do to not having it at commencement of design.

Approved Architectural's Plans: It is crucial that the design is done per the actual floor plan of the building to help make sure that all coverage meets all Life Safety Code requirements. Also several AHJs are beginning to require this document with the Fire Alarm Plans in order to submit.

Approved Mechanical Plans: During design certain mechanical equipment is required to be covered per NFPA 72. Equipment such as Air Condition Units, CRAC units, Duct Detectors, Automatic Dampers, Big Ass Fans, etc. These plans along side the scope of work will give us what we need to design the fire alarm system properly.

Approved Electrical Plan: We use the electrical plans to locate all electrical rooms that are available for panel locations. Also for riser hole locations since most electrical rooms are fire rated for wire chases.

Approved Sprinkler System Plans: If your project has a sprinkler system. We will need to know the location of all sprinkler equipment. That will need to be controlled or monitored. For example Sprinkler Risers, Water Flow Switches, Tamper Switches, Low Pressure Switches, Fire Pumps, Pre-Action systems, PIV Valves, etc.

Approved Plumbing Plans: Over the past few years Carbon Monoxide detection has been added to the fire alarm scope. In order for Velocity to know where we need to put detection we will need the approved plumbing plans to indicate gas appliances. Some AHJs have gone as far as wanting all floors and pathways that have gas pipes to be covered by CO Detectors.

All documents noted above are required. If they are not provided Velocity Shall not be responsible for any mistakes or rework that could have been avoided, and/or cost associated with it.

Non-Required Documents

The below documents are not required but they will allow us to speed up the process and may prevent delays or mistake.

CAD Files: Having the cad files are Highly recommended for all designs, but we understand that at time they are not available. In the case that they are not available we will need a PDF or hard copies of the plans that you do have to go off of. We can use the documents provided to create cad floor plans. Note that cad conversions will add a minimum of (1) day to our standard design time, and will be charged on a per hour rate in addition to design cost. Please contact your Velocity salesman for estimate pricing if needed.

Disclaimer - Velocity Cad Designs is a life Saftey Submittal Design company. We are not responsible for any work that we may do that is not directly related to design ie converting pdfs to cad files. We are not an architectural firm and we do not clam that thee files recreates are for any purpose but a reference of location for life safety equipment.

Marked Up Floors Plans: To us pictures are worth a thousand words. If you team has a marked up PDF with devices that were quoted to be installed please send that over. We will use it to design the system and if we need to add or remove devises to meet code requirement we will inform you before doing so. In case you were wondering Clients that send over marked up plans tend to get the project sooner!

BOMs: Again the more the information we can get. The quicker we can move and the less back and forth we may need to do. If you can send us a BOM of quantities of equipment quoted along with the model numbers. This will help avoid delays or confusion. As you know we have had several part and panels get discontinued over the past few years. This document will help to make sure your design has the correct panels and equipment on it, and In case you were wondering Clients that send over BOMs tend to get the project sooner!

Terms

Velocity Cad Designs is a third party Life Saftey Submittal Design company. Our work is solely based on the information provided to us. We shall not be held responsible for any designs that are done wrong do to inaccurate documents or information provide to us. All work completed shall be provided to you the customer in digital PDF format for viewing and printing purposes only. Our work is not to be recreated and/or modified by others without removing all information related to Velocity Cad Designs as the Design company.

Signature

____/____/_____
Date